



2022



Welcome to
Kindergarten

Cromer Public School



The Kindergarten Team



KG - Mrs Vanessa Grayson
(Assistant Principal)



KJ - Mrs Louise Jacob




KL - Miss Rachael Lewis




KB - Miss Amy Bauer

Routines



- Mornings from 8:20am at the Meehan Rd Gate
 - Finish at 2:40pm at the Meehan Rd Gate T1
 - Foster independence
 - Parent/student/teacher partnerships
- 

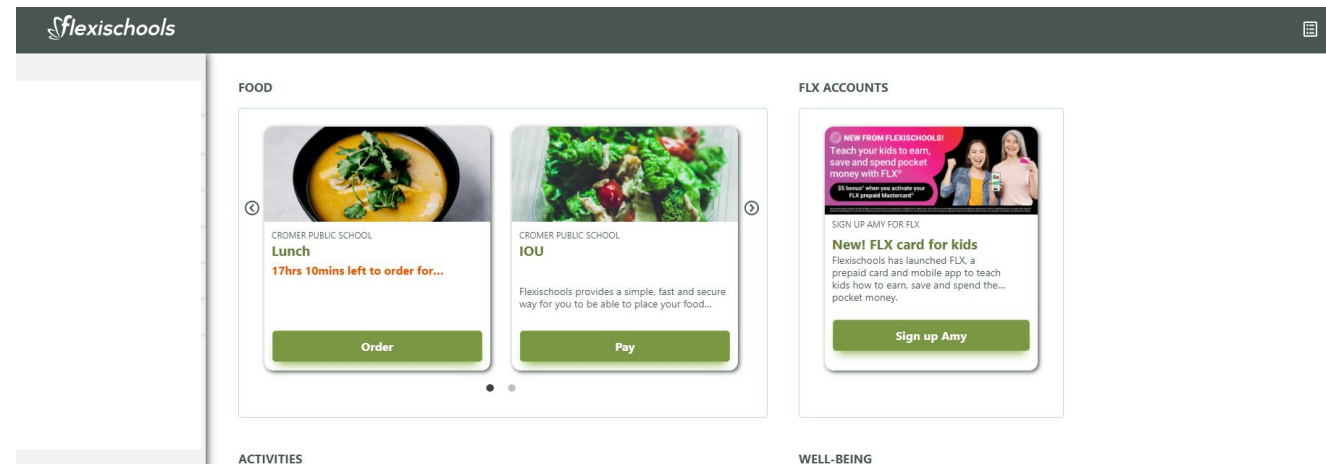
Routines

- Folders for Home Reading
- Please have labeled containers for fruit break, recess and lunch
- Headphones 
- Please send in stationery items as soon as possible

Canteen and Food

Fruit Break - provides an opportunity to refuel with fresh fruit or vegetables. No packaged food.

Recess and lunch can be brought from home or ordered from the canteen via [Flexischools](#)




The screenshot displays the Flexischools mobile application interface. At the top, the 'flexischools' logo is visible on the left, and a menu icon is on the right. The main content is divided into two columns. The left column, titled 'FOOD', features two food items: 'Lunch' from Cromer Public School, which is available for 17 hours and 10 minutes, and 'IOU' from Cromer Public School. The right column, titled 'FLX ACCOUNTS', promotes a 'New! FLX card for kids' and includes a 'Sign up Amy' button. Below the main content, there are sections for 'ACTIVITIES' and 'WELL-BEING'.

Routines



Music	
Monday	Wednesday
KJ	KL KB KG

Library		
Monday	Wednesday	Thursday
KL KB	KG	KJ




Physical Education - Sports uniform please	
Wednesday	Thursday
KL KB	KG KJ

Student Wellbeing



- **PBEL** – Positive Behaviour Engaging Learning
- Merit Award System
- Cromer Credits
- Cromer Courtesies
- Second Step Wellbeing Program
- Anti Bullying Program



Overview of Learning




Positive Behaviour and self worth

- *social skills through discussions, role plays, read-a-longs and developmental play.*

Second Steps Program

Literacy

- *phonics: letter/sounds through literacy groups, writing and craft.*
 - *tricky words*
 - *writing and letter formation*
- 

Mathematics

- *number recognitions/representation and ordering*
- *addition and subtraction, multiplication and division*
- *measurement, geometry, time, data and patterns and algebra*

Overview of Learning



HSIE (History/Geography)

- *Personal and family history*
- *Our school*

Science

- *How living things grow*
- *Weather*

PDHPE



- *PDH – Child Protection, What helps us stay healthy*
- *PE with Miss Outred*
- *Gross Motor skills through games and Gymnastics*


CAPA (Creative and Performing Arts)

- *Music with Mrs Bradford*
- *Visual Arts in class*
- *Drama in class*
- *Dance through Easter Hat performance*


Library

- *Once a week with Mrs Haddrick*

English Reading and Phonics



an	is	nap	sat	nit
as	it	sap	pin	pit
at	pan	tap	tin	sit
in	tan	pat	nip	ant



If you didn't learn to read using phonics it can seem complicated, but once the concept of words being made up of just 44 sounds is understood, children are able to make progress in reading, spelling and writing.

Phonics makes learning to read easier, simpler and crucially gets children reading and writing quicker.

What is phonics?

Synthetic phonics is a way of teaching reading. Your child will be taught two crucial things when they are learning to read using phonics:

1. How sounds are represented by written letters. For example, they will be taught that the letter 'm' represents an *mmm* sound.
2. How sounds can be blended together to make words. For example, they will be taught that the sounds of the letters 'c-a-t' blend together to make the word 'cat'.

At school, you will probably hear teachers talking about blending, but you might also hear them talk about sounding out.

Decodable Home Readers



Decodable books differ from predictable texts that we previously used in the classroom and sent home. A decodable book is not one that has the same sentence on each page, just changing the end word and using the picture for help.

Decodable readers are a text that only contains words that your child can sound out. So, to begin with, that book might only have small CVC words – consonant, vowel, consonant – for example, cat, dog, cup using very simple stories.


Decodable books encourage children to segment the word and blend sounds to make words. This enables children to feel successful from the very beginning. Maximizing positive interactions with books will develop your child's confidence and love of reading.

Decodable Home Readers



Students will use decodable readers in the classroom and at home. The decodable books will contain the individual letters and sounds that have been introduced in the classroom.

Parents will record the title of the text read each night in their yellow reading log. The aim of repeatedly reading these texts is to build your child's confidence and fluency.



For each 10 nights of home reading students will receive a gold principal sticker.

Home Reading Folders will go home on Friday and are to be returned the following Friday.

Tricky Words



Some words in English have an irregular spelling and cannot be read by decoding and blending, such as the words said, was and one.

These are called **tricky words**. These words need to be memorised as whole words.

Coloured tricky word sheets will be sent home later in the term. We will begin with the yellow words.


Students need to read words automatically and will be tested at school each week.

Tricky Words	
I	is
the	my
to	do
for	and
see	was

At Home Activities



[Soundwaves Chant on Youtube](#)



Username and passwords will be sent home shortly.



Assessment and Reporting

- Scheduled Parent/Teacher Social Interviews Term 1 Week 6
- Term 2 and 4 Written Report
- Term 2/3 Academic Interviews
- Ongoing assessment, observations and moderation at grade and stage level




Social Interviews

**Parent/Teacher
Social Interviews will
be held via Zoom**

Week 6

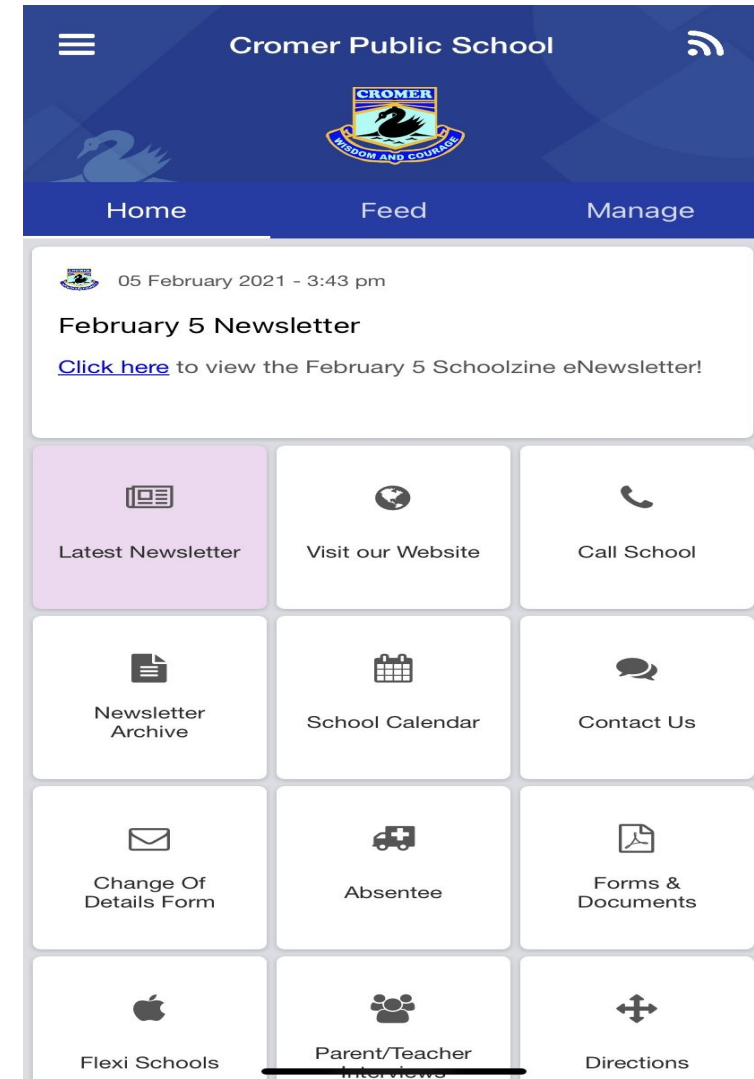
Tuesday 1st March

Thursday 3rd March


- 
- Bookings will be available online with information sent out by the office towards the end of Week 4 (ten minutes per interview)
 - The Zoom link will be shared the day before interviews.
 - Please join the meeting with your class teacher a few minutes before your booking. Your child's teacher will admit you at the allocated time.

Communication

- Free Schoolzine Cromer PS App
- Fortnightly School Newsletter
- Cromer PS Website
- Contact teacher (through office)
- Parent assistance
- Partnerships



Questions that have been sent





Thank You!