


# Back to School 2022 Parent/Carers Presentation

Information current as at 23 January 2022

Developed in partnership with NSW Health



# Acknowledgement of Country



I acknowledge the ongoing custodians of the land I'm meeting on today and recognise their long history and connection to their country, and to the care they have given for thousands of years.

I also acknowledge the Ongoing Custodians of the various lands on which you are all calling in from today and the Aboriginal and Torres Strait Islander people participating in this meeting and throughout our school community.

# What we'll cover in this session



- Before term 1 begins
- COVID-smart measures for our school
  - Testing
  - What to do when COVID-19 positive?
  - Vaccinations
  - Ventilation
  - Masks
  - Visitors and activities
  - Minimising the spread
- Digital learning packages
  - Learning from home
- Further information and questions
- Term 1 Cromer PS Organisation

# What you need to know about our return to school in 2022

Back to School is an exciting time, particularly for students starting school for the first time.

The Department of Education and school's COVID-smart measures have been developed with NSW Health to minimise transmission and keep schools open.

We're taking every precaution to safeguard our learners and school communities, building on our experiences of the last 2 years.

A layered approach which prioritises safety will help keep schools open, where we know the best learning happens.

Our guidance is evidence-based and will provide additional levels of protection in a way that works for schools.



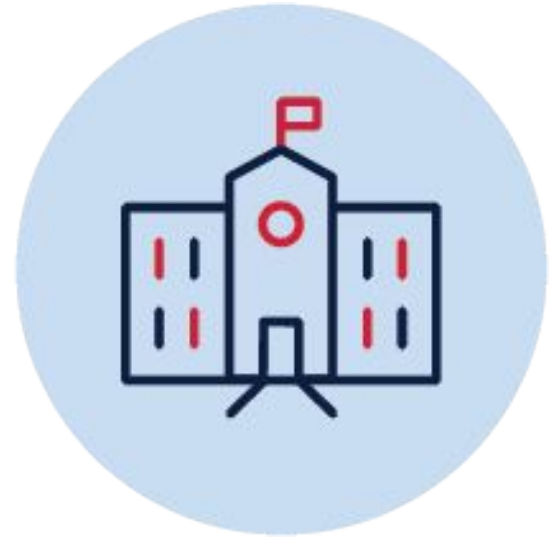
# What you need to know about our return to school in 2022

- This is not a normal start to the year – however, we know that being together in the classroom is the most effective way for students to learn and grow.
- Your child's relationship with their teacher is important, but as we manage any potential disruptions to staffing due to COVID-19.
- This may mean your child meets more teachers than usual this year, as we manage any potential staffing disruptions due to COVID.



# Before Term 1 begins

- Rapid antigen tests (RATs) have been provided to all staff and students through our school.
- Surveillance testing will provide an important additional layer of protection for our students and staff. **Use of RAT kits is highly recommended but not mandatory.**
- You will need to conduct your child's RATs at home on the morning of school, twice a week on school days and before term starts.
- Participating students and staff are strongly encouraged to confirm for themselves, a **negative rapid antigen test before attending school** at the start of Term 1.
- Negative results **do not** need to be recorded to Service NSW or to the school.
- If your child is a household close contact, you must follow NSW Health advice to stay home and isolate.





# Testing

- During the first 4 weeks of term, students and staff are encouraged to do a rapid antigen test (RAT) **twice a week on Monday & Wednesday mornings before coming to school.**
- The RAT kits that you have been given will include instructions for use, how to check the results and how to dispose safely.
- You can download an instruction sheet for the rapid antigen test through the [Therapeutic Goods Administration \(TGA\) website](#).
- NSW Health also has [videos](#) on how to use RATs, including [translated materials](#).



# Testing


- **If your child has even mild COVID-19 symptoms**, get them tested with a RAT or PCR (nose and throat swab) test.
- **They must isolate until they receive a negative test result**, in line with health protocols.
- **If symptoms continue, they should stay at home and take another RAT in 24 hours or have a PCR test.**
- If the second RAT or initial PCR test result is negative or another diagnosis is confirmed by a medical specialist, such as hay fever, they can return to school.
- **Parents and carers must register positive RAT results from students on the [Service NSW website](#) or [Service NSW app](#) and notify the school as soon as possible.**
- **Report positive PCR test results from students to the school as soon as possible.**






# What to do when COVID-19 positive?

- Under the new close contact rules, schools are no longer included in contact tracing.
- **Positive RAT results must be registered** on the **service.nsw.gov.au** website or **Service NSW app**.
- Parents or Carers of students who receive a COVID-19 positive RAT or PCR test must tell the school **as soon as possible** and **isolate for 7 days**.
- Nicole or I will inform the school community when there is a positive case at school and advise families on public health advice, including monitoring for symptoms.
- Follow the latest Health advice for guidance on how to manage and treat COVID-19, including when to leave isolation and return to school.



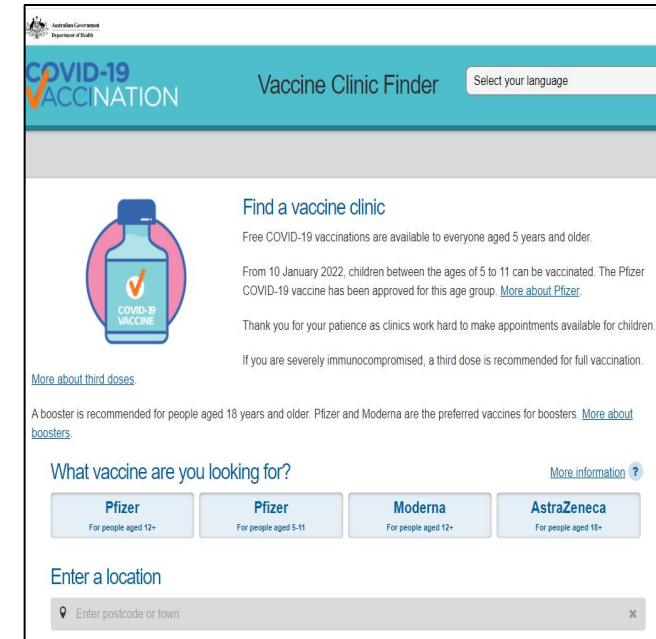
# What to do when COVID-19 positive? (continued)

- In NSW, positive COVID-19 cases are provided a Medical Clearance Notice after 7 days and allowed to leave self-isolation as long as they do not have COVID-19 symptoms.
- NSW Health advises that people who have recovered from COVID-19 have a low risk of contracting it again in the following 28 days.
- It is recommended that **staff and students that return to school after recovering from COVID-19 do not participate in rapid antigen test surveillance for 28 days (4 weeks after recovery) following release from self-isolation.**
- After 28 days (from week 5 after recovery), students and staff may resume participation in RAT surveillance.
- Follow Health advice on [when to leave isolation](#).



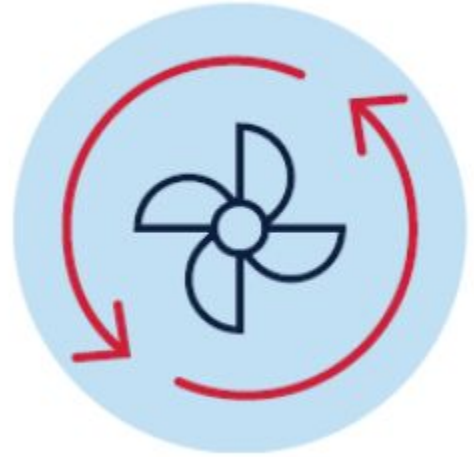
# Vaccinations

- All staff on school sites must be fully vaccinated, including having their booster when eligible.
- We strongly recommend all eligible students (and their families) get vaccinated, however we understand and support that this is a family based decision.
- COVID-19 vaccination is the best protection against severe illness and also reduces the risk of spreading it to others.
- Visit the [Find a vaccine clinic](#) website to book an appointment near you.



# Ventilation

- Natural ventilation is the most effective measure, so we will **maximise fresh air flow** in learning spaces through opening doors and windows. This approach is strongly supported by expert advice.
- Teachers will continue to also use the wonderful outdoor areas we have around the school for outdoor learning, such as the COLA, shaded common area, yarning circle, and other areas.
- Where natural ventilation is not sufficient, **air purifiers** have been provided and placed in these spaces.



# Masks



- All school staff will be required to wear surgical masks indoors on school site.
- **No vented or cloth masks should be worn.**
- All students are **strongly recommended** to wear well-fitted masks indoors. Surgical masks are strongly encouraged.
- A teacher may offer your child a mask if your child asks for one.
- Surgical masks will be provided by the school if required.
- Staff and students are strongly encouraged to wear surgical masks in outdoor settings where you cannot physically distance.
- Your child can remove their mask when eating, exercising and playing a musical instrument.
- For more information, refer to [Masks and face coverings](#).



**Mask-Wearing  
Requirements for  
Students**

# Fitting a mask on a younger child

- Please send your child with a mask and a spare in their bag.
- We'll have some on site too.
- The following graphic from NSW Health shows how to fit a mask properly – please have this conversation with your child.
- While masks are not required in the Public Health Order for our primary students, they are strongly recommended by NSW Health.
- The department has taken the decision that they are required as an important layer of protection for our staff – particularly around younger students who are yet to be vaccinated.
- There are some exemptions around mask wearing – such as when eating and exercising.
- Please review the NSW Government website for the full list of exemptions.

[nsw.gov.au/covid-19/rules/changes/face-mask-rules](https://nsw.gov.au/covid-19/rules/changes/face-mask-rules)





# Fitting a mask to younger children

How to wear a mask



1/4

1

Ensure the mask covers your nose and mouth and fits snugly under your chin, over the bridge of your nose and against the sides of your face

How to wear a mask



2/4

2

Make sure the ear loops are firmly in place

How to wear a mask



3/4

3

Fold the metal strip in the mask around your nose so it stays in place

How to wear a mask



4/4

4

Try not to touch your face while wearing your mask

# Visitors and activities



- Until further notice, **visitors will not be allowed on school grounds** except **two parents or carers to support Kindergarten students or students starting at a new school.**
- No visitors are allowed on school sites until further notice except for fully vaccinated:
  - workers or volunteers operating uniform shops and canteens
  - visitors supporting school operations and curriculum delivery
  - allied health partners for student wellbeing purposes.

# Visitors and activities (continued)



- The department has provided guidance to schools on assessing higher risk activities and applying appropriate safeguards.
- We will seek parental consent for participation in any extracurricular, outside of school hours or off-site activities – with appropriate safeguards in place.
- Sports and PDHPE activities like swimming carnivals may proceed provided COVID-19 guidelines are followed, such as:
  - being held in a well-ventilated outdoor area
  - reduced visitors
  - non-contact adaptations (including avoiding high-fives/handshakes)
  - maintaining student cohorts.

# Minimising the spread



- We will aim to minimise opportunities for COVID-19 to spread by reducing interaction between students.
- **Students and staff experiencing even the mildest COVID-like symptoms must stay at home (even if they have a negative rapid antigen test).**
- If students show signs of COVID like symptoms, whilst at school, parents will be phoned and asked to pick up their child and get them tested with a RAT or PCR (nose and throat swab) test and stay at home until a negative result and/or symptom free.
- Students will be kept in their Stage groups on school grounds, with varied drop-off and pick-ups, break times, playground and canteen access.

# Minimising the spread (continued)



- We will continue to use best practice hygiene processes on school site.
- Our enhanced cleaning practices will focus on 'high-touch' areas that students and staff move through regularly.
- We will continue to highlight physical distancing, maintaining 1.5 metres distance wherever possible.
- All staff and essential visitors will continue to use the school's QR code check-in.

# Keeping Student Groups Together

## BEFORE SCHOOL 8:20/8:30 – 8:50am

Kindergarten	Kindergarten playground
Stage 1 – Years 1 & 2	Shaded Common 1
Stage 2 – Years 3 & 4	Shaded Common 2 & B'ball Court
Stage 3 – Years 5 & 6	Oval

## RECESS 1 10:55 – 11:25am

Kindergarten	Kindergarten playground
Stage 1 – Years 1 & 2	Shaded Common

## RECESS 2 11:25 - 11:55am

Stage 2 – Years 3 & 4	COLA & Oval
Stage 3 – Years 5 & 6	Shaded Common

## LUNCH 1 12:35 - 1:15pm

Kindergarten	Kindergarten playground
Stage 1 – Years 1 & 2	COLA & Oval

## LUNCH 2 1:15 - 1:55pm

Stage 2 – Years 3 & 4	Shaded Common
Stage 3 – Years 5 & 6	COLA & Oval

Crunch and Sip will be varied throughout the day for each grade/stage.



# Entry & Exit to the School

## **School Access: Start and end of day**

- School gates will be supervised by executives at the start and end of the day.
- If your child is feeling a little anxious, there will be staff at the gates to assist with helping your child.

## **Meehan Road Gate: morning**

- Years K, 1 and 2 students will hang up their bags on their classroom hooks.
- They will then go to their designated play area from 8:20/8:30am in the morning.

## **Meehan Road Gate: afternoon**

- 2:40pm - Kinder pick up (accompanied by class teachers)
- 2:45pm - Yr 1 pick up (escorted to the gate by class teachers)
- 2:50pm - Yr 2 pick up (escorted to the gate by class teachers)

## **Dorothy Street Gate: morning and afternoon**

- Years 3 & 4 students will hang up their bags on their classroom hooks.
- They will then go to their designated play area from 8:20/8:30am in the morning.
- Years 3 & 4 students leave school at 2:50pm (escorted to the gate by class teachers).

## **Carcoola Road Gate: morning and afternoon**

- Years 5 & 6 students will hang up their bags on their classroom hooks.
- They will then go to their designated play area from 8:20/8:30am in the morning.
- Years 5 & 6 students leave school at 2:50pm (escorted by class teachers).

## **Waroon Road Gate: afternoon**

- K-6 students catching the bus (supervised by executive staff)

## **COLA and Oval - Siblings: afternoon**

Siblings will meet under the COLA and be picked up in Carcoola Road (supervised by executive staff).

# Day 1 Years 1-6 Organisation - Tuesday 1st February

## Years 1-6 Student' Arrival at School – Tuesday 1<sup>st</sup> February

- Students arrive at school **from 8:20/8:30am.**
- Students enter the school grounds via their designated gate
- **Parents are unable to accompany their child onto school grounds, until further notice, with one exception: up to two parents or carers will be allowed to accompany their child into school on their first day of starting our school as a new student.**
- Students hang their school bags on their 2021 class bag hook.
- Students play in their designated playground areas
- After the 8:50am bell rings, the students will meet their holding class teacher (this may not be their 2021 class teacher) where they would line up/meet their class teacher in 2021.
- Students will then move to a holding room classroom.

## Years 1-6 Students Departure from School – Tuesday 1<sup>st</sup> February

- Students will exit the school grounds via their designated gate accompanied by class teachers.

## Kindergarten Students Arrival and Departure for Best Start Assessment Tuesday 1<sup>st</sup> – Thursday 3<sup>rd</sup> February

- Students arrive at school for their Best Start Assessment at their designated time.
- **Students and a maximum of two parents per child**, enter the school grounds via the **WAROON ROAD** gate.
- Parents will need to use the **School Check In App** to check into the school.
- Staff will assist families upon their arrival to check in and direct them to their Best Start Assessment classroom.

## Kindergarten Students Arrival at School – Friday 4<sup>th</sup> February

- Students arrive at school at their alphabetical, staggered start time, as previously explained.
- Students enter the school grounds via the WAROON gate **with their parents**.
- **A maximum of two parents are able to accompany their child onto school grounds to their Kindergarten classroom.**
- Students hang their school bags on their class bag hook.

## Kindergarten Students Departure from School – Friday 4<sup>th</sup> February

- Students will be walked to the **Meehan Road gate by their class teacher at 2pm.**
- Parents pick up their child and leave the area.

# Digital learning packages

- If face-to-face learning is not possible, our school will be supported to start home learning through digital learning packages for short periods.
- Online learning and lessons have been developed by the department and will be shared online.
- Schools will have ongoing support for learning from home activities if required, and we will let you know when we can return to face-to-face learning through an email and/or SchoolZine App.



# Outside of school hours care - OOSH

Outside of school hours care, vacation care settings and preschools operating on school sites will follow similar COVID-smart guidelines as public schools including:

- Twice weekly RAT testing for staff is encouraged
- All staff are required to be fully vaccinated including having their booster when eligible.





# Further information and questions

Where possible, we expect all of our students to be back at school for Day 1, Term 1.

## Advice for families

Find updated information on the department's Advice for families page to support students who are anxious about returning to school – or get in touch with us directly.

[education.nsw.gov.au/covid-19/advice-for-families](https://education.nsw.gov.au/covid-19/advice-for-families)

## Guidelines if your child is exposed to COVID-19

Visit the NSW Health website for the latest guidance if your child/guardian is a household close contact.

[health.nsw.gov.au/Infectious/factsheets/Pages/people-exposed-to-covid](https://health.nsw.gov.au/Infectious/factsheets/Pages/people-exposed-to-covid)

## Managing COVID-19 at home

Advice for managing COVID-19 at home, including when to leave isolation.

[health.nsw.gov.au/Infectious/factsheets/Pages/advice-for-confirmed](https://health.nsw.gov.au/Infectious/factsheets/Pages/advice-for-confirmed)